

Applying to the HELB

Higher Education Loans Board

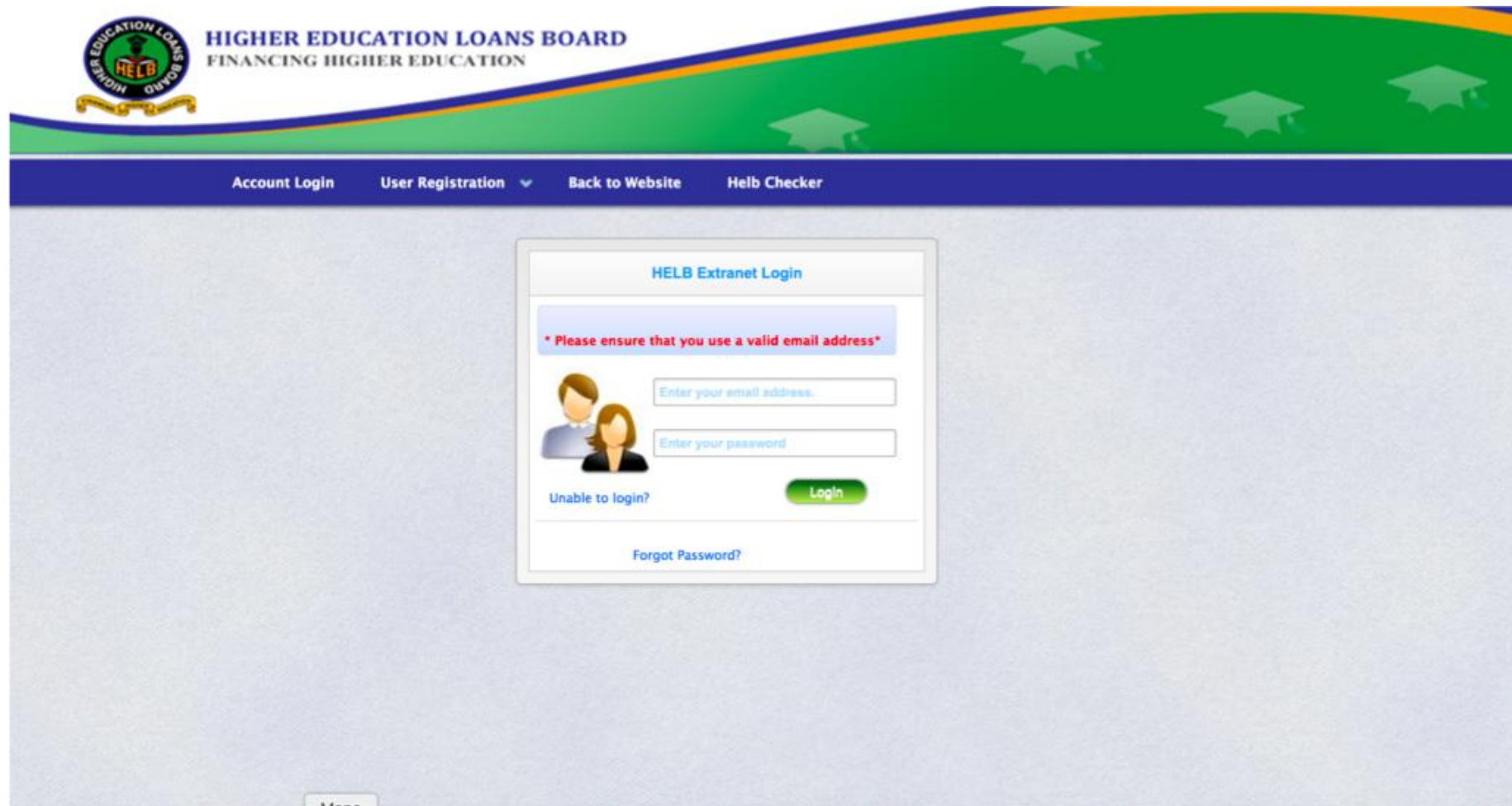
HELB APPLICATION GUIDE

Important documents to have

1. ID
2. Valid email address
3. 2 guarantors (any person apart from parents and siblings)

How to login to the HELB website

1. Visit the HELB website <http://www.helb.co.ke/>
2. Click on students portal <https://portal.helb.co.ke/auth/signin>



The screenshot shows the HELB Extranet Login page. At the top left is the HELB logo, a circular emblem with a book and a lamp, surrounded by the text 'HIGHER EDUCATION LOANS BOARD' and 'HELB'. To the right of the logo is the text 'HIGHER EDUCATION LOANS BOARD' and 'FINANCING HIGHER EDUCATION'. Below this is a blue navigation bar with the following links: 'Account Login', 'User Registration' (with a dropdown arrow), 'Back to Website', and 'Helb Checker'. The main content area is light blue and features a white login box titled 'HELB Extranet Login'. Inside the box, there is a red error message: '* Please ensure that you use a valid email address*'. Below the message are two input fields: 'Enter your email address.' and 'Enter your password'. To the left of these fields is an icon of a man and a woman. Below the input fields are two links: 'Unable to login?' and 'Forgot Password?'. A green 'Login' button is positioned to the right of the password field.

Applicant account registration

3. Click on “User registration” then “Applicant registration” tabs
Fill the in the details then click SIGN UP BUTTON

Applicants Account Creation

Welcome, New user!

This registration form is for users who would want to apply for a Helb loan. Complete the details to get registered to the Helb Portal.

First Name *

Middle Name

Last Name *

ID Number *

Confirm ID Number *

Valid Email Address*
Please ensure that you can login in to the email address you enter above

Confirm Email Address*

Password

Password confirmation


Confirm you are human

J⁸D⁶U

[Use Uppercase Letters!](#)

4: Click account login tab


Login with email and password

 **HIGHER EDUCATION LOANS BOARD**
FINANCING HIGHER EDUCATION

[Account Login](#) [User Registration](#) [Back to Website](#) [Helb Checker](#)

HELB Extranet Login

*** Please ensure that you use a valid email address***



[Unable to login?](#)

[Forgot Password?](#)

5. Click on the “GO TO APPLICATION”

Click on “First Time Undergraduate Loan”

Go to application | Loan Reports | Online Services | MIKE KENGA

Hello MIKE! Welcome to Helb Loan Application Portal | You had earlier indicated that you're not employed **Yes, I'm actually employed**

HELB enhances equity in higher education by awarding loans and bursaries to needy Kenyan students. Please provide truthful information so that only needy students get loans. Do not apply for HELB loan if you can afford to pay the fees.

Helb Loan Application

Only The Products in Green Background Are Open for Application. Click On Row Of The Loan Product You Wish To Apply For

#	Loan Application Name	Academic Year	Closing Date	Status
1	First Time Undergraduate Loan	2017/2018	06-Dec-2017	Open
2	Undergraduate Second Subsequent Loan	2018/2019	31-Mar-2018	Open
3	Tvet Loan / Bursary First Time For Tertiary Institutions	2017/2018	28-Feb-2018	Open
4	Undergraduate Loan Review / Appeal	2017/2018	31-Mar-2018	Open
5	Afya Elimu Loan Review	2015/2016	19-Apr-2016	Closed

Following are products for the employed

1	Trf For Civil Servants	2017/2018	30-Jun-2018	Open
2	Alternative Loan For Salaried Undergraduates	2017/2018	30-Jun-2018	Open
3	Alternative Loan For Salaried Postgraduates	2017/2018	30-Jun-2018	Open
4	Kra Staff Loan Application Form	2017/2018	30-Jun-2018	Open

Fill in all the details then finish and print i.e personal Details, education, university, parents, family expenses e.t.c

User Guide

Personal Details

Education

University

Parents

Family Expense

Guarantors

Bank

Finish and Print

User Guide : First Time Loan Application

Guide on Filling First Time Loan Application

Please Read the Instructions below before filling the form. Ensure you adhere to the rules. In case of any difficulties, please email our help desk:- lending@helb.co.ke.

The First Time Loan Application is divided into the following categories.

INFORMATION ON PROFILE

This comprises of **two** sub categories as elaborated below. Please fill each section before proceeding to the next item.

a) Applicant:- **Personal Details**

In this section, an applicant is required to fill out their personal information. Items such as Sub-location, Division, location etc should reflect information as per your **National Identification Card**.

b) Applicant:- **Residence Details**

In this section, an applicant is required to fill out their current place of residence information. Items such as Sub-location, Division, location etc should reflect your current place of residence and not as indicated in your ID Card.

INSTITUTION DETAILS

This comprises of **three** sub categories as elaborated below. Please fill each section before proceeding to the next item.

a) Applicant :- **Institution Details**

In this section, an applicant is required to fill out their Institution details.

b) Applicant :- **Loan Information.**